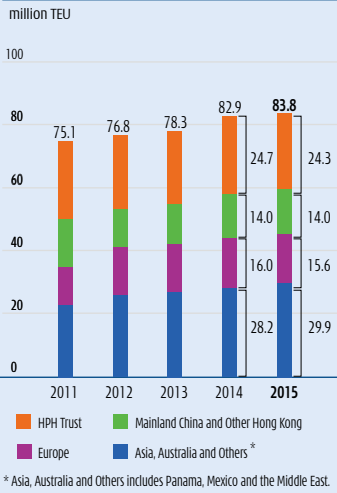


# Key Business Indicators

## Total Container Throughput by Subdivision



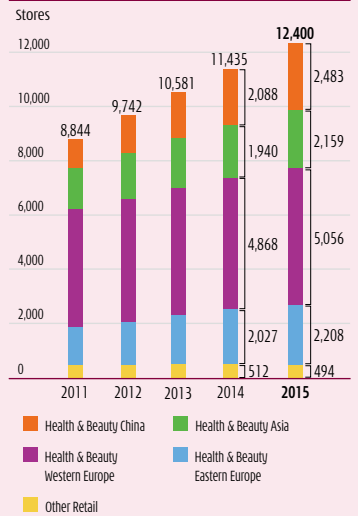
## Ports and Related Services

"Annual throughput totalled 83.8 million TEU."

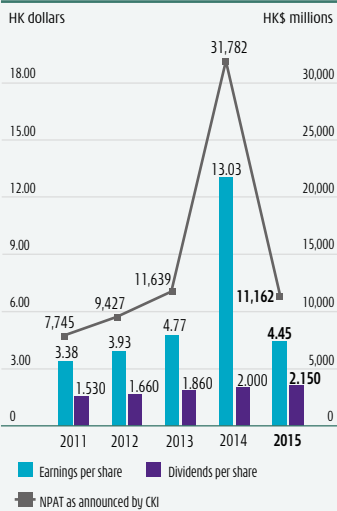
## Retail

### Total Retail Store Numbers by Subdivision

"Over 12,000 retail stores worldwide in 25 markets."



## Earnings per Share, Dividends per Share and NPAT announced by CKI



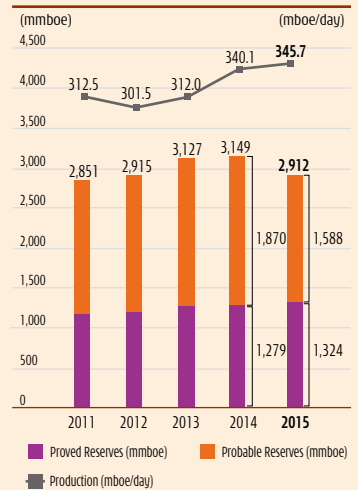
## Infrastructure

"Announced total dividend for the year of HK\$2.15 per share."

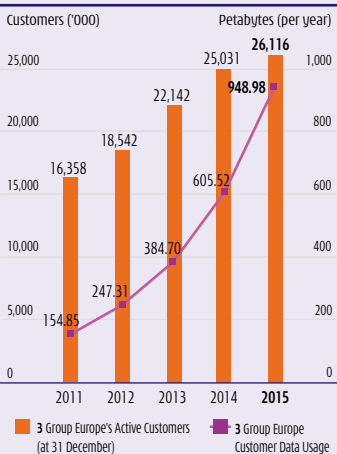
## Energy

### Proved and Probable Reserves & Production

"Average production increased 2% to 345.7 mboe/day in 2015."



## 3 Group Europe's Active Customers and Data Usage



## Telecommunications

"Active customer base totals over 26.1 million, an increase of 4% while data consumption was approximately 950 petabytes in 2015."